

Rich Food Culture

We are proud of Tosa food culture, cultivated by nature and rich tradition.

Katsuo(Bonito)

Kochi Prefecture boasts of having the highest consumption of katsuo in Japan. There are a variety of ways to eat it, but "katsuo no tataki" is the most representative of Kochi. It is prepared by searing the katsuo briefly, then slicing and seasoning it with green onion or miyoga (Japanese ginger). Since each shop and region has its own seasoning or special sauce, you can savor a variety of flavors. "Shio tataki", seared katsuo served hot with salt, is one popular variety.



A Taste of Sake Culture


Living up to the name "Tosa, land of sake," Kochi Prefecture is known as a place where men and women of all legal ages enjoy sake. Kochi has a variety of locally brewed sake rich with regional flare that is characterized as transparent with a crisp and dry flavor, that never gets old. Kochi also has unique banquet games such as "Hashi Ken" and "Beku Har", which are not seen in other regions.

Nibbles for Sake

Shime (salted and fermented codonote(Esimine))



Doromo (sardine fry)



Noronore (conger mytastar fry)



Moray

Morays with their grotesque appearance and ferocious personalities are called the gangs of the sea, but in Kochi households they are regularly eaten. They can be seared, fried or stewed and the light taste and texture are a perfect match for sake.

Fruits

Some famous Kochi citrus fruits are buntan (Pomelo), konatsu orange, and ponkan (Chinese honey orange). They are bright yellow, juicy, and sweet.



Inakazushi (sushi from the countryside)

This healthy dish is made with fresh, seasonal ingredients. These ingredients change based on the region and season, but they include many local vegetables such as bamboo shoots and shikata mushrooms.



Imo Kenpi (sweet potato sticks)

This snack is made by frying sweet potatoes and sprinkling them with sugar. They are crisp and sweet and have a taste you won't ever get tired of.



Sawachi Cuisine

Sawachi cuisine is a type of buffet in which various dishes are served on big plates and bowls of about 40cm.

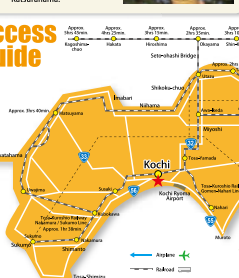
Hot bread

This hot-baked bread was created in Kochi. The top part of the hat is soft, and the bottom is crispy, with a sponge cake. It is available at most bakeries in Kochi.



Aisukurin derived from ice cream

Aisukurin, a Kochi specialty, has a texture between ice cream and sherbet. It has a low fat content and a pleasant aftertaste. It is popular at its old and similar flavor, and it is often sold at tourist spots like Katsurahama.



Kochi's Famous Yosakoi Festival

The Yosakoi Festival, a seasonal Kochi tradition, is an energetic and powerful mid-summer festival of tropical Kochi in which many Yosakoi fans gather from all around Japan every year. The town is filled with a festive atmosphere.

Tosa-Field and Samurai Culture

Sakamoto Ryoma
Ryoma paved the way in the transition from feudal Japan to the Meiji constitutional government, and then to today's democratic republic.



Kochi Yosakoi Museum

Once you enter, be sure to head left to the "Yosakoi Circle" first. Here you can learn about the basics and history of the festival. Afterward, pass through the "Yosakoi Tunnel" to the "Yosakoi Square." In the theater and hands-on corner, you can experience the joys of the Yosakoi festival yourself.

● **Access** ●
5 minutes by train from Kochi Station. Get off at "Harimaibashi", and walk for 5 minutes.

Katsurahama

This spectacular scenic spot, where an arch-shaped cove's five-colored sand is flanked by green pines on one side and a stunning azure sea on the other, has been known since long ago as a famous place of the moon. A statue of Sakamoto Ryoma and an aquarium are in the surrounding area, and the Sakamoto Ryoma Memorial Museum is located on a hill.

● **Access** ●
10 minutes by car from Kochi Station or MY-YU Bus. Get off at "Katsurahama".

open 10:00-18:30

The Sakamoto Ryoma Memorial Museum

A museum standing on the heights of Katsurahama, Ryoma's life is introduced through valuable materials and images including his hand written letters.

Statue of Sakamoto Ryoma

Built in 1928 through the nationwide fund-raising efforts of Kochi youths, this magnificent statue conveys the achievements of Ryoma to future generations. Here he is dressed in traditional Japanese clothing and western boots as he gazes at the Pacific Ocean and conch his hand.

Kochi Castle

The castle tower, gate, and 15 other structures are designated as nationally important cultural properties. The castle was built in 1603 by Katsunoyu Yamashiro but was lost in the great fire of 1727. The current castle tower is what was rebuilt in 1748.

● **Access** ●
10 minutes by train from Kochi Station. Get off at "Kochiyomae", and walk for 5 minutes.

Godaikan Observatory

Mr. Godai is situated in the southeast part of Kochi City, and it is famous for Kochi Blossoms and azaleas. You can get a great view of the city from the mountain's observation deck, and it is also a famous spot for a night view.

● **Access** ●
23 minutes by car from Kochi Station or MY-YU Bus. Get off at "Godaikan Observatory", "Makino Botanical Garden", or "Chikurinkji Temple".

Makino Botanical Garden

Makino Botanical Garden was opened in memory of Makino Tomitaro, a world famous botanist. There is a section introducing his life and a project exhibition room in the main pavilion. There are also restaurants and shops that adults and children alike can enjoy. The buildings are built mostly out of wood, seeming to be in harmony with Mr. Godai. You can also enjoy different plants in the garden each season.

open 9:00-17:00

Chikurinkji Temple

Why don't you adopt the heart of a traveler and become an "Oshirasan", or pilgrim, and visit Shikoku's eighty-eight sacred temples? You will be able to encounter beautiful nature and human warmth. Chikurinkji is the 31st temple on the holy pilgrimage.

open 8:30-17:00

MAP B Kochi Pref. Central Area



MY-YU BUS

KOCHI CITY'S TOURIST BUS

The MY-YU Bus service runs on JR Kochi Station. It is a bus line for tourists, which covers a wide array of great sites around Kochi city, (Harima Bay, Makino Botanical Garden, Katsurahama, etc.)

Regular fare for MY-YU Bus

	1-day pass	Godaikan 1-day pass
Adults (age 12+)	1,000 yen	600 yen
Children (age 6-11)	500 yen	300 yen
● 1 Free for children under age 6		

- 1 On the first day, you can board the bus for the second, third and more.
- 2 If you visit Godaikan and the Museum, you can purchase a Godaikan 1-day pass, which is valid for 1 day. You can board the Godaikan 1-day pass bus on the first day. You can board the Godaikan 1-day pass bus on the first day.
- 3 Godaikan 1-day pass is not available on the Tsurumi Koto bus.

1-day pass/2-day pass

(JR Kochi Station to Katsurahama)

Godaikan 1-day pass

(JR Kochi Station to Chikurinkji Temple)

Bus Loading Zone, Kochi Sta.



MY-YU Bus fares are offered at half price for tourists visiting Kochi for the first time. You can purchase a MY-YU Bus 1-day pass at half price when you purchase the pass.

MY-YU Bus is not available on the Tsurumi Koto bus.

MY-YU Bus is not available on the Tsurumi Koto bus.

MY-YU Bus is not available on the Tsurumi Koto bus.

MY-YU Bus is not available on the Tsurumi Koto bus.

MY-YU Bus is not available on the Tsurumi Koto bus.

MY-YU Bus is not available on the Tsurumi Koto bus.

MY-YU Bus is not available on the Tsurumi Koto bus.

MY-YU Bus is not available on the Tsurumi Koto bus.

MY-YU Bus is not available on the Tsurumi Koto bus.

MY-YU Bus is not available on the Tsurumi Koto bus.

MY-YU Bus is not available on the Tsurumi Koto bus.

MY-YU Bus is not available on the Tsurumi Koto bus.

MY-YU Bus is not available on the Tsurumi Koto bus.

MY-YU Bus is not available on the Tsurumi Koto bus.

MY-YU Bus is not available on the Tsurumi Koto bus.

MY-YU Bus is not available on the Tsurumi Koto bus.

MY-YU Bus is not available on the Tsurumi Koto bus.

MY-YU Bus is not available on the Tsurumi Koto bus.

Route

JR Kochi Station

Harimaibashi

Godaikan Observatory

Makino Botanical Garden

Chikurinkji Temple

Sakamoto Ryoma Memorial Museum

Katsurahama

Katsurahama

Katsurahama

Katsurahama

Katsurahama

Katsurahama

Katsurahama

Katsurahama

Katsurahama

Katsurahama

Katsurahama

Katsurahama

Katsurahama

Katsurahama

Katsurahama

Katsurahama

Katsurahama

Katsurahama

Katsurahama

Katsurahama

Katsurahama

Katsurahama

Katsurahama

Katsurahama

Easy Travel Conversation

Hello. Kon nichiwa (こんにちは)

Thank you. Arigatou (ありがとう)

I'm sorry. Gomen nasai (ごめんなさい)

Excuse me. Sumimasen (すみません)

Where am I? Koko wa doko desuka? (ここはどこですか?)

How much is it? Ikura desu ka? (いくらですか?)

I would like this one. Koreo kudasai. (これをください)

I want to go. Iki itai desu (いきたいです)

How can I get there? Dononoyi ikemasuka? (どこまでいけますか?)

How long does it take? Donokurai jikan kakarimasuka? (どのくらいかかりますか?)

Where is...? Wa doko ni arimasuka? (どこにありますか?)

Convenience store Konbini (コンビニ)

Drug store Droggu (ドラッグストア)

Sightseeing spot Kankou meisho (観光名所)

Rest room Toire (トイレ)

Souvenir shop Omiyageya (お土産屋)

Money exchange Ryogasho (両替所)

one two three four five six seven eight nine

ichi ni san yon go roku nana hachi kyū

1 2 3 4 5 6 7 8 9

zero ten hundred thousand

zero yū hyaku sen man

0 10 100 1,000 10,000

0 10 100 1,000 10,000

0 10 100 1,000 10,000

0 10 100 1,000 10,000


0 10 100 1,000 10,000

0 10 100 1,000 10,000

0 10 100 1,000 10,000

0 10 100 1,000 10,000

How to use the tram



Make sure you have the correct amount of money from the pocket when getting on the tram. If you can't get off the change, it will get change. Change is only given for coins and 1,000 yen notes.

When you have the name of the stop from which you wish to get off, please the button nearby. If you do not understand Japanese, let the driver know when you want to get off in advance.

When getting on the tram, put the ticket and the correct amount of money in the center of the fare box. If you do not have the correct amount of money, you can get change in advance if necessary.

If you pay the fare and receive a transfer ticket from the tram driver, you do not have to pay additional fare for transfer. If traveling within the 200 yen zone.

Kochi General Tourist Information Center



A scenic view of a rocky coastline. In the foreground, a sandy beach curves along the shore. The water is a vibrant turquoise color, with white foam from breaking waves visible near the shore. In the background, a rocky cliff rises from the water, featuring a small, dark building or structure. The sky is a clear, pale blue. The overall scene is peaceful and picturesque.

Information for foreign tourists

Kochi Prefecture "i" information center

2-10-7 Kita Honmachi, Kochi City
TEL.088-879-6400
8:30-18:00

Kochi Tourist Information Center

2-1-25 Obiyamachi, Kochi City
TEL.088-856-8670 / FAX.088-856-8675
10:00-18:30

Emergency Contacts

Police TEL.110 Ambulance/Fire/Emergency TEL.119



Explore Obiyamachi, Kochi City's Central Shopping Arcade

Area
① Harimayabashi & Uonotana

The Harimayabashi shopping arcade is constructed from lumber, giving it an o appearance. The attached Uonotana street has a fun downtown feeling from the period, with its shade tents and other old-fashioned furnishings. You can also experience the charm of Kochi's Yosakoi festival at the nearby Kochi Yosakoi Ta

Area

6 Yanagimachi
This street is busy with lively local late into the night, with its string of izakaya bars, caf  bars.

notana

Constructed from lumber, giving it an old-time feel, it has a fun downtown feeling from the Edison-style, Edison-style furnishings. You can also enjoy the **Edison Festival** at the nearby Kochi Yosakoi Museum.

Area

7 Nakanohashi-dori
Café-bars, clothing stores, and sundries shops—here you will find many unique stores.

Area 2 Ichibangai

Many restaurants surround a department store in this shopping arcade. There are also many izakaya bars nearby, so people can always be seen out late.

Area

8 Obiyamachi 2-chome
Asian sundries, Chinese noodles, Japanese snacks, book stores, and Italian cuisine—this area has many international establishments.

③ Shinkvobashi & Kyomachi

This part of the arcade has high-quality décor stores and stores that handle local products like cora] and food items. The store "Tenkosu", with many famous Kochi foods, can also be found here.

Area

9 Obisan Road
This cobblestone road lined with zizkova trees is home to many sundries shops, clothing stores, and cafes targeted to young people.

4 Obiyamachi 1-chome

This area is one of the liveliest in town, with a range of shops, from longstanding hat and umbrella shops to clothing stores, cafes, restaurants, and jazz clubs, all targeted toward young people.

Area

10 Ohashi-dori
This shopping arcade right next to Kochi Castle (the name for Kochi.) Here you can find fresh seafood, vegetables, Hinome Market, a popular food court.

Area
55-bangai

This tiny side street representative of Kochi has izakaya bars, international cuisine, and yakitori (chicken skewer) restaurants.

is known as the "Kitchen of Tosa". (Tosa is an old name for Kochi, including bonito, and many seasonal fruits and vegetables. Tosa Bay, filled with many Kochi foods, is also nearby.)

To Harimaya Bridge

MY-Yu Bus

(Godaisan / Katsurahama Course)
【MY-Yu Bus Contact】
 Kochi Visitors & Convention Association
 Tel.088-823-1434

Redirection

Bridge

ion